

Winfield[®]

Lavatory
LU1916-W



Features

- Oval basin
- With overflow
- No faucet holes
- High gloss ceramic white finish

Installation

Under-mount

Material

Vitreous china

Measurements

L 19-1/2", **W** 15-5/8", **H** 8-1/2"

Codes / Standards

ANSI/ASME A112.19.2M-1988

Features:

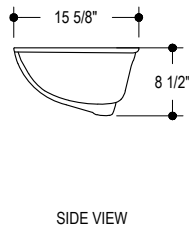
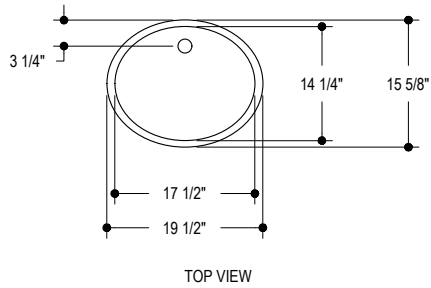
- Vitreous China
- Under counter mounted

Codes/Standards:

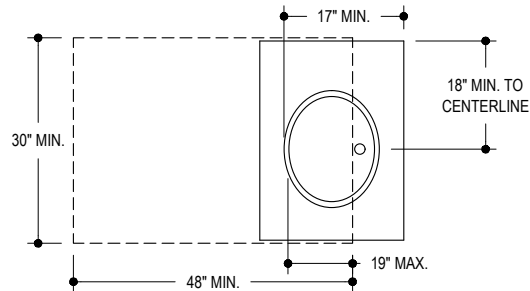
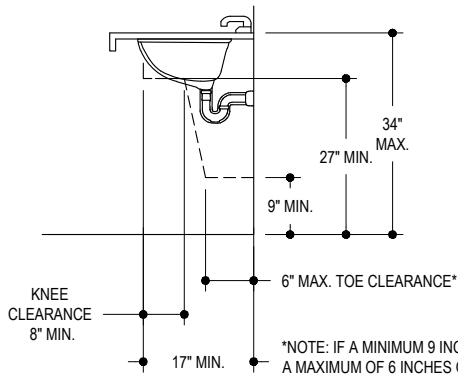
- ASME A112.19.2/CSA B45.1
- EPA Watersense
- ICC/ANSI A117.1



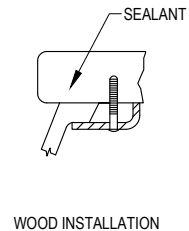
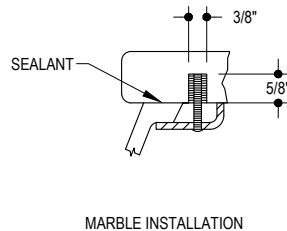
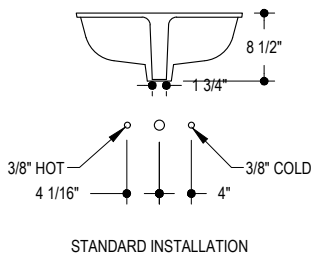
DIMENSIONS



RECOMMENDED INSTALLATION NON-ADA COMPLIANT



INSTALLATIONS



*SPEC SHEET CONTAIN ROUGH-IN MEASUREMENTS WHICH MAY VARY BY 1/4" (+/-) AND ARE SUBJECT TO STANDARD INDUSTRY TOLERANCES. SPECS MAY CHANGE WITHOUT PRIOR NOTICE, PLEASE CHECK WITH YOUR SALES REP FOR MOST UP TO DATE SPEC SHEET.